





Club Health Assessment for District 25 F through January 2026

			Status	Membership						Reports				Finance	LCIF	
Club Number	Club Name	Charter Date	Times in Status Quo in Past 2 Years	Current Member Count **	YTD Members Added	YTD Members Dropped	YTD Net Growth% ***	Member Count 1 Year Ago	Dropped Members Avg.Length of Service	Months Since Membership Update	Current Officers Reported ****	Current President Repeated Term	VP Reported *****	Last Date Reported Service (mm/yyyy)	Account Balance	YTD Donations
Clubs more than two years old																
9712	AURORA	12/26/1947	Active	47	1	2	-2.08%	48	21	0	Y		R	01/2026		
Exc Award (06/30/2017)																
9713	AUSTIN	04/17/1939	Active	12	0	0	0.00%	12		6	Y	5		12/2025		
9714	BATESVILLE	12/14/1942	Active	13	0	2	-13.33%	15	21	0	Y		R	12/2025		
9715	BEECH GROVE	11/05/1937	Active	23	0	0	0.00%	24		5	Y		IP	12/2025		\$1,300.00
Exc Award (06/30/2019, 06/30/2021, 06/30/2022, 06/30/2023, 06/30/2024)																
9716	BEN DAVIS	05/10/1951	Active	20	1	2	-4.76%	21	13	2	Y	2	R	01/2026	90+ Days	
Exc Award (06/30/2017)																
9718	BLUE RIVER L C	02/11/1970	Active	21	1	2	-4.55%	23	15	0	Y		N	01/2026		
9719	BORDEN	02/02/1939	Active	20	0	0	0.00%	22		9	Y	5		01/2026		
34827	BRIGHT	12/29/1977	Active	70	3	4	-1.41%	74	4	0	Y	4	R	01/2026		
Exc Award (06/30/2017)																
9721	CARTHAGE	06/29/1942	Active	19	1	4	-13.64%	22	4	0	Y	3		12/2025		
9722	CENTERVILLE	07/20/1944	Active	20	0	2	-9.09%	22	19	2	Y		N	12/2025		\$500.00
Exc Award (06/30/2023)																
9723	CHARLESTOWN	02/22/1934	Active	16	1	4	-15.79%	19	14	2	Y	5		01/2026		
9724	CHARLOTTESVILLE	10/25/1955	Active	23	3	1	9.52%	25	22	2	Y	3		12/2025	90+ Days	
9726	CLERMONT	02/26/1945	Active	75	22	7	25.00%	51	4	0	Y	2	N	01/2026		\$1,320.00
Exc Award (06/30/2016, 06/30/2019, 06/30/2023)																
9728	CONNERSVILLE	03/20/1923	Active	45	1	1	0.00%	35	0	0	Y	8	R	12/2025		
9730	DECATUR CENTRAL	03/06/1945	Active	20	1	4	-13.04%	23	23	1	Y		N	01/2026		
Exc Award (06/30/2016, 06/30/2023)																
9731	ECONOMY	04/20/1959	Active	21	0	0	0.00%	21		10	Y	2		12/2025		\$100.00
9732	EDINBURGH	01/14/1943	Active	28	2	1	3.70%	25	24	0	Y	6	N	01/2026		
47291	FAIRLAND TRITON COMMUNITY	04/30/1987	Active	12	0	0	0.00%	11		8	Y	9		01/2026		\$50.00
9736	FOUNTAIN CITY	10/30/1947	Active	3	0	0	0.00%	3		17	Y	4		01/2026		
Exc Award (06/30/2017)																
9737	FRANKLIN	02/20/1945	Active	13	0	9	-40.91%	22	11	0	Y			01/2026		\$200.00




Club Health Assessment for District 25 F through January 2026

			Status	Membership					Reports				Finance	LCIF		
Club Number	Club Name	Charter Date	Times in Status Quo in Past 2 Years	Current Member Count **	YTD Members Added	YTD Members Dropped	YTD Net Growth ***	Member Count 1 Year Ago	Dropped Members Avg.Length of Service	Months Since Membership Update	Current Officers Reported ****	Current President Repeated Term	VP Reported *****	Last Date Reported Service (mm/yyyy)	Account Balance	YTD Donations
Exc Award (06/30/2017, 06/30/2019)																
9738	GREENFIELD	03/17/1936	Active	9	0	0	0.00%	10		8	Y		N	01/2026		\$1,500.00
9739	GREENSBURG	11/05/1948	Active	11	0	0	0.00%	19		5	Y	4		01/2026		
9742	HOPE	09/20/1930	Active	6	0	0	0.00%	6		8	Y	24		12/2025		
35166	INDIANAPOLIS CENTER TWP	03/17/1978	Active	22	0	1	-4.35%	24	4	0	Y		N	01/2026		\$220.00
Exc Award (06/30/2022)																
9744	INDIANAPOLIS CHAPEL HILL	12/16/1970	Active	17	0	0	0.00%	16		2	Y	6	N	01/2026	90+ Days	
9743	INDIANAPOLIS DOWNTOWN	02/02/1921	Active	9	0	1	-10.00%	10	53	1	Y	5	R	01/2026		\$1,000.00
9745	INDIANAPOLIS FRANKLIN TOWNSHIP	06/15/1971	Active	9	0	0	0.00%	9		2	Y			01/2026		
9768	INDIANAPOLIS WASHINGTON TWNSHP	04/23/1959	Active	18	0	0	0.00%	18		7	Y	3		01/2026		
Exc Award (06/30/2016)																
9752	LAWRENCE	05/29/1944	Active	4	0	0	0.00%	4		7	Y	3		12/2025		
9753	LAWRENCEBURG	04/23/1946	Active	43	4	2	4.88%	45	31	0	Y	6		01/2026		
9755	LIBERTY	11/19/1947	Active	26	0	0	0.00%	30		7	Y		N	01/2026	90+ Days	
Exc Award (06/30/2018)																
9757	MANILLA	01/11/1949	Active	14	0	1	-6.67%	16	7	4	Y		N	01/2026		
88943	METAMORA	07/11/2005	Active	3	0	0	0.00%	3		12	Y	18		01/2026		
9759	MIDDLETOWN	01/27/1949	Active	38	6	2	11.76%	34	40	1	Y		N	01/2026		\$400.00
9760	MILAN	04/07/1960	Active	59	8	2	11.32%	54	32	1	Y		N	01/2026		\$3,000.00
Exc Award (06/30/2016, 06/30/2017, 06/30/2022, 06/30/2023, 06/30/2024)																
9762	MORRISTOWN	11/14/1944	Active(1)	7	0	0	0.00%	10		2	Y	6		01/2026		
9758	NETTLE CREEK	12/28/1944	Active	7	0	0	0.00%	7		7	Y	6		01/2026		
9765	NEW PALESTINE	06/22/1943	Active	18	3	5	-10.00%	20	4	2	Y	2	R	01/2026	90+ Days	
Exc Award (06/30/2017)																
9766	NEW SALEM	10/31/1950	Active	30	0	0	0.00%	34		9	Y	5		01/2026		\$2,000.00
Exc Award (06/30/2017)																
9771	OSGOOD	04/27/1965	Active	45	1	1	0.00%	39	13	0	Y	2	N	11/2025		\$1,000.00
Exc Award (06/30/2021)																
9770	PIKE TOWNSHIP	01/31/1956	Active	24	1	2	-4.00%	23	2	1	Y			01/2026		\$196.00



Club Health Assessment for District 25 F through January 2026

			Status	Membership						Reports				Finance	LCIF	
Club Number	Club Name	Charter Date	Times in Status Quo in Past 2 Years	Current Member Count **	YTD Members Added	YTD Members Dropped	YTD Net Growth***	Member Count 1 Year Ago	Dropped Members Avg.Length of Service	Months Since Membership Update	Current Officers Reported ****	Current President Repeated Term	VP Reported *****	Last Date Reported Service (mm/yyyy)	Account Balance	YTD Donations
9772	RICHMOND NOON Exc Award (06/30/2019)	10/05/1924	Active	21	0	0	0.00%	21		6	Y		N	01/2026	90+ Days	\$100.00
9774	RISING SUN	06/03/1946	Active	18	0	0	0.00%	18		9	Y	3	R	01/2026		
9776	SCOTTSBURG	12/02/1925	Active	22	1	0	4.76%	21		5	Y			01/2026		
9778	SHELBYVILLE Exc Award (06/30/2018)	09/16/1929	Active	26	0	0	0.00%	27		7	Y	4		01/2026		
9780	SOUTHPORT Exc Award (06/30/2016)	12/20/1944	Active	21	1	1	0.00%	27	36	4	Y		R	01/2026		\$100.00
9781	SPEEDWAY Exc Award (06/30/2023)	11/27/1939	Active	65	2	2	0.00%	65	22	0	Y	2	N	01/2026		\$2,300.00
9783	SULPHUR SPRINGS	02/13/1964	Active	20	2	0	11.11%	19		0	Y	2	R	01/2026		
9785	VERSAILLES	02/24/1942	Active	39	4	0	11.43%	36		4	Y		N	01/2026		
46013	VEVAY SWITZERLAND CO	04/11/1986	Active(1)	19	0	0	0.00%	19		9	Y		N	01/2026		
9786	WILLIAMSBURG Exc Award (06/30/2018, 06/30/2023, 06/30/2024)	11/27/1956	Active	15	4	0	36.36%	13		0	Y	2	R	01/2026		\$230.00

Clubs Cancelled Previous Fiscal Year – Clubs Cancelled within last 12 months may be reinstated

Club Number	Club Name	Charter Date	Current Status*	Cancellation Date
9733	EVERTON	04/24/1956	Cancelled(6*)	06/29/2025
9756	MADISON	11/17/1949	Cancelled(6*)	06/29/2025

Current Total Clubs Count	YTD New Clubs Count	YTD Cancelled Clubs Count	YTD Net Club Gain	Current Total Members Count	YTD Add	YTD Drop	YTD Net Growth	YTD Net Growth %	Member Count 12 Months Ago	Average Member Count Per Club	% of Clubs with less than 20 members	% No Officer Report in 12 Months	% of Clubs with balance 90+ days	Number of Clubs in Status Quo	% Status Quo Clubs in Financial Suspension	Number of Cancelled Clubs	Average Cancelled Club Age	Members Lost Due to Cancellation	% of Clubs Cancelled for Non-Financial Reasons
51	0	0	0	1,206	74	65	9	0.75%	1,215	24	45%	0%	12%	0	0%	0	0	0	0%

* - P - Priority Club. Cancellation Reasons: 1-Objectives/conduct, 2-Non-active club, 5-Non-existing club, 6-Disbanding, 7-Merger, 8-Financial Suspension, 9-District/Multiple District Dues.

** Red denotes below 15 active members.

*** Red denotes 20% + loss.

**** Y - all 3 (President, Secretary, Treasurer) club officers reported, N - not all 3 reported.

***** Abbreviation: N-New, IP-Immediate Past, R-Repeat.